


MVUH Series – 5 x 3.2 VCXO Specification



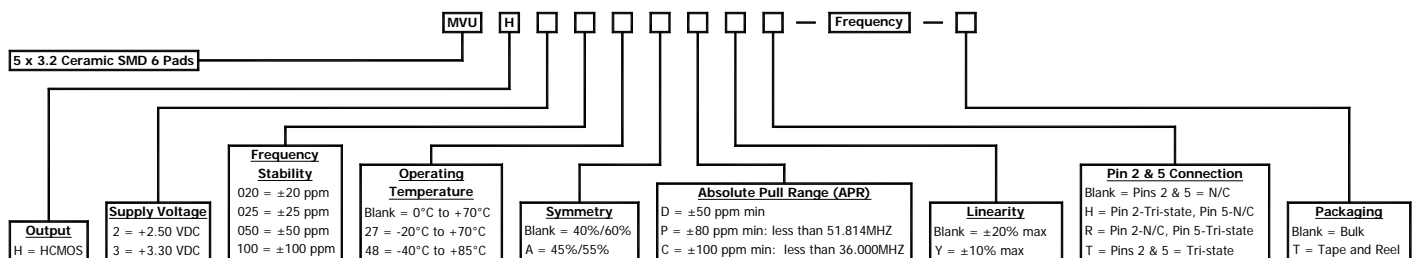
- 5 X 3.2 SMT Package – 6 Pins
- HCMOS Output
- Tri-State Option
- Tape and Reel Packaging Available



ELECTRICAL SPECIFICATION:

Frequency Range	1.544MHZ to 77.760MHZ	
Temperature Stability	(See Part Number Guide for Options)	
Absolute Pull Range (APR) Inclusive of all conditions: Calibration at +25°C, Frequency Stability over the operating temperature range, supply voltage change, output load change, shock, and vibration	(See Part Number Guide for Options)	
Aging at +25°C	±2 ppm / 1 st year typ	
Operating Temperature Range	(See Part Number Guide for Options)	
Storage Temperature Range	-55°C to +125°C	
Supply Voltage (V _{dd}) ±5%	+2.50 VDC	+3.30 VDC
Supply Current	15mA max	15mA max
Output	HCMOS	
Logic "1"	90% of V _{dd} min	
Logic "0"	10% of V _{dd} max	
Symmetry (50% of waveform)	(See Part Number Guide for Options)	
Load	15pF max	
Rise/Fall Time (20% to 80%)	5 nSec max	
RMS Phase Jitter (12kHz to 20MHz)	1pSec max	
Phase Noise	100 Hz	-95 dBc/Hz
	1 kHz	-125 dBc/Hz
	10 kHz	-142 dBc/Hz
	100 kHz	-152 dBc/Hz
Start-up Time	10mSec max	
Tri-state Operation	V _{oh} = 70% of V _{dd} min or No Connection to Enable Output V _{ol} = 30% max or grounded to Disable Output (High Impedance)	
Control Voltage	+0.30 VDC to 2.30 VDC	+0.30 VDC to 3.30 VDC
Control Voltage Range	0.00 VDC to V _{dd}	
Slope	Positive	

PART NUMBER GUIDE:



Please Consult with MMD Sales Department for any other Parameters or Options

QUALITY MANAGEMENT SYSTEM
CERTIFIED BY DNV
ISO 9001:2008

MMD Components, 30400 Esperanza, Rancho Santa Margarita, CA, 92688
Phone: (949) 709-5075, Fax: (949) 709-3536, www.mmdcomp.com
Sales@mmdcomp.com

Pb RoHS
Free Compliant

In the event of conflict, the requirements of this specification shall govern

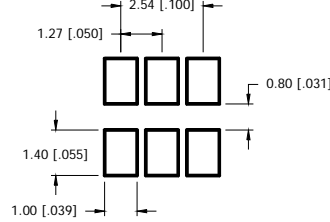
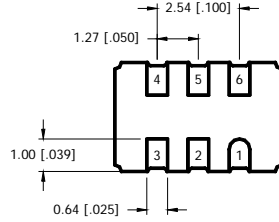
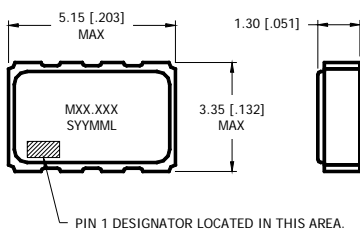
Revision:

MVUH111809B

Specification Subject to change without notice

Page 1 of 2

MECHANICAL DIMENSIONS:



PIN CONNECTIONS	
PIN 1	VOLTAGE CONTROL
PIN 2	TRI-STATE OR NO CONNECTION
PIN 3	CASE GROUND
PIN 4	OUTPUT
PIN 5	TRI-STATE OR NO CONNECTION
PIN 6	SUPPLY VOLTAGE

DIMENSION IN BRACKETS ARE IN INCHES
EXTERNAL BYPASS CAPACITOR IS RECOMMENDED

RECOMMENDED
LAND PATTERN

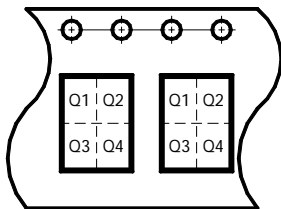
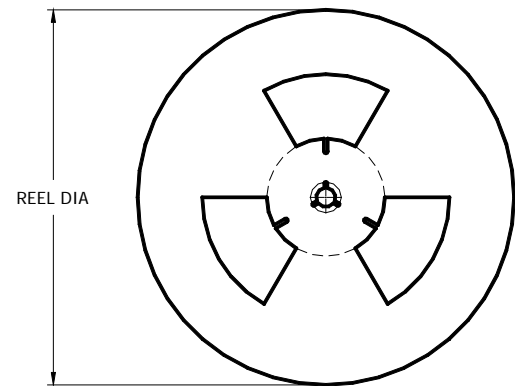
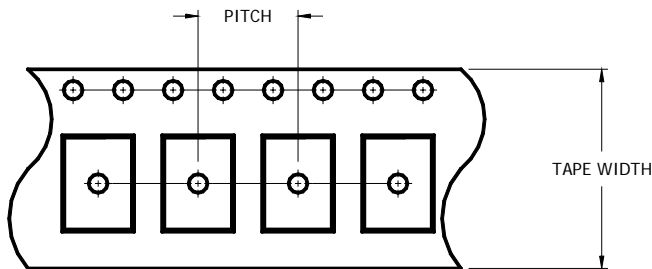
ENVIRONMENTAL/MECHANICAL SPECIFICATION:

Shock	MIL-STD-883, Meth 2002, Cond B
Solderability	MIL-STD-883, Meth 2003
Vibration	MIL-STD-883, Meth 2007, Cond A
Gross Leak Test	MIL-STD-883, Meth 1014, Cond C
Fine Leak Test	MIL-STD-883, Meth 1014, Cond A
Reflow Solder	+260°C for 10 sec max

MARKING DETAIL:

Line 1 = MXX.XXX
M = MMD COMPONENTS
XX.XXX = Frequency in MHZ
Line 2 = SYMMML
S = Internal Code
YYWW = 4 Digit Date Code (Year / Week)
L = Denotes RoHS Compliant
Pin 1 Designator

TAPE AND REEL DIMENSIONS:



PITCH	8.0 [.315]
TAPE WIDTH	16.0 [.630]
REEL DIA	178 [7 IN]
QTY PER REEL	1000
PIN 1 ORIENT.	Q1

NOTES: UNLESS OTHERWISE SPECIFIED

- Applicable Standards / Specifications
ANSI Y14.5M, Dimensions and Tolerances
EIA-481-B, 8 mm through 200mm Embossed Carrier Taping and 8 mm and 12 mm Punched Carrier Taping of Surface Mount Components for Automatic Handling.
- Dimensions are in millimeters [inches].
- Tolerances are ± 0.1 [.004] unless otherwise specified.
- Do not scale drawing.

DIRECTION OF FEED

QUALITY MANAGEMENT SYSTEM
CERTIFIED BY DNV
ISO 9001:2008

MMD Components, 30400 Esperanza, Rancho Santa Margarita, CA, 92688
Phone: (949) 709-5075, Fax: (949) 709-3536, www.mmdcomp.com
Sales@mmdcomp.com

Pb RoHS
Free Compliant

In the event of conflict, the requirements of this specification shall govern

Revision:

MVUH111809B

Specification Subject to change without notice

Page 2 of 2