


MQIC and MQIT Series



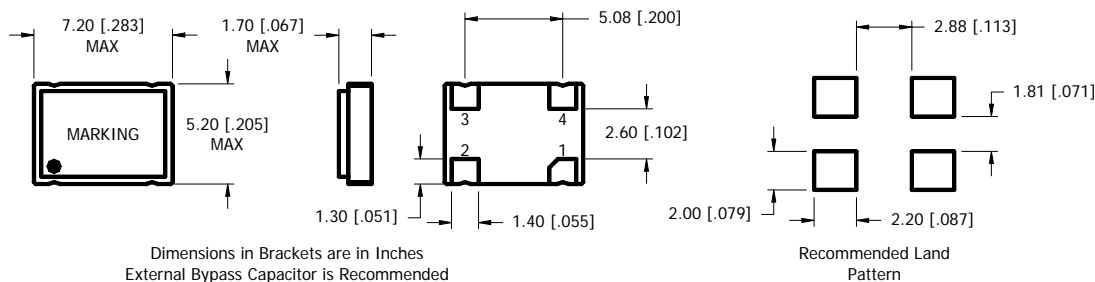
- Same Day Shipping Available
- 5mm x 7mm SMD Package
- RoHS Compliant
- Tape and Reel Package Available



ELECTRICAL SPECIFICATIONS:

Frequency	1.000MHZ to 150.000MHZ			
Frequency Stability (Inclusive of Temperature, Load, Voltage, and Aging)	See Part Number Guide			
Aging @ +25°C	±5 ppm per year max			
Operating Temperature Range	See Part Number Guide			
Storage Temperature Range	-55°C to +125°C			
Output Waveform	TTL		CMOS	
Supply Voltage (Vdd)	+3.3 VDC ±10%	+5.0 VDC ±10%	+3.3 VDC ±10%	+5.0 VDC ±10%
Supply Current (unloaded)	25mA	45mA	25mA	45mA
Load	5TTL or 30pF	10 TTL or 50pF	15pF	30pF
Logic "0"	0.4V max		0.4V max	
Logic "1"	2.4 V min		Vdd-0.4V min	
Rise/Fall Time	4nSec max			
Start Up Time	10mSec max			
Duty Cycle	1.000MHZ to 66.000MHZ	45%/55% (TTL @ 1.4V Level / Cmos @ 50% Waveform)		
	66.000MHZ and above	40%/60% (TTL @ 1.4V Level / Cmos @ 50% Waveform)		
Jitter	1.000MHZ to 33.000MHZ	50pSec max (RMS) @ 5.0 VDC	50pSec max (RMS) @ 5.0 VDC	
	33.000MHZ and above	30pSec max (RMS) @ 5.0 VDC	40pSec max (RMS) @ 5.0 VDC	

MECHANICAL DETAILS:

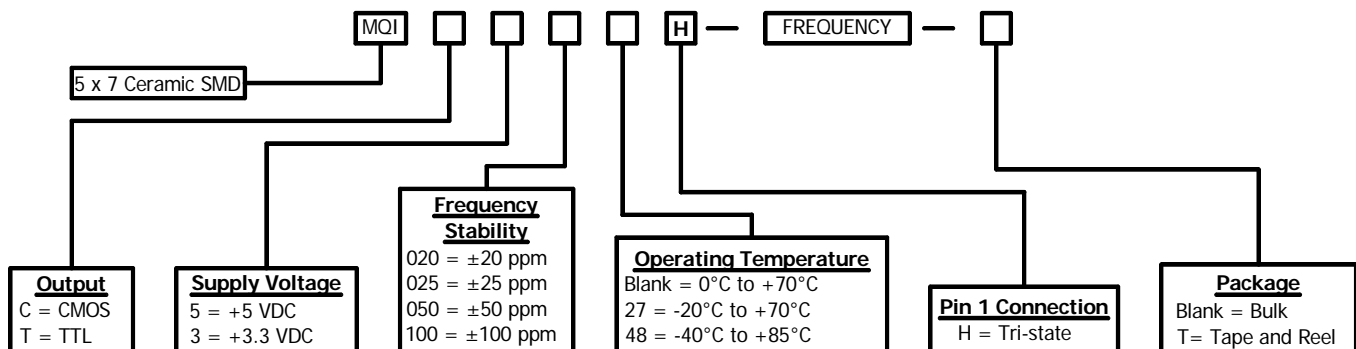


Pin Connections	
Pin 1	Tri-state
Pin 2	Case Ground
Pin 3	Output
Pin 4	Supply Voltage

Dimensions in Brackets are in Inches
External Bypass Capacitor is Recommended

Recommended Land Pattern

PART NUMBERING GUIDE:



PLEASE CONSULT WITH MMD SALES DEPARTMENT FOR ANY OTHER PARAMETERS OR OPTIONS

MMD Components, 30400 Esperanza, Rancho Santa Margarita, CA, 92688
 Phone: (949) 709-5075, Fax: (949) 709-3536, www.mmdcomp.com
 Sales@mmdcomp.com